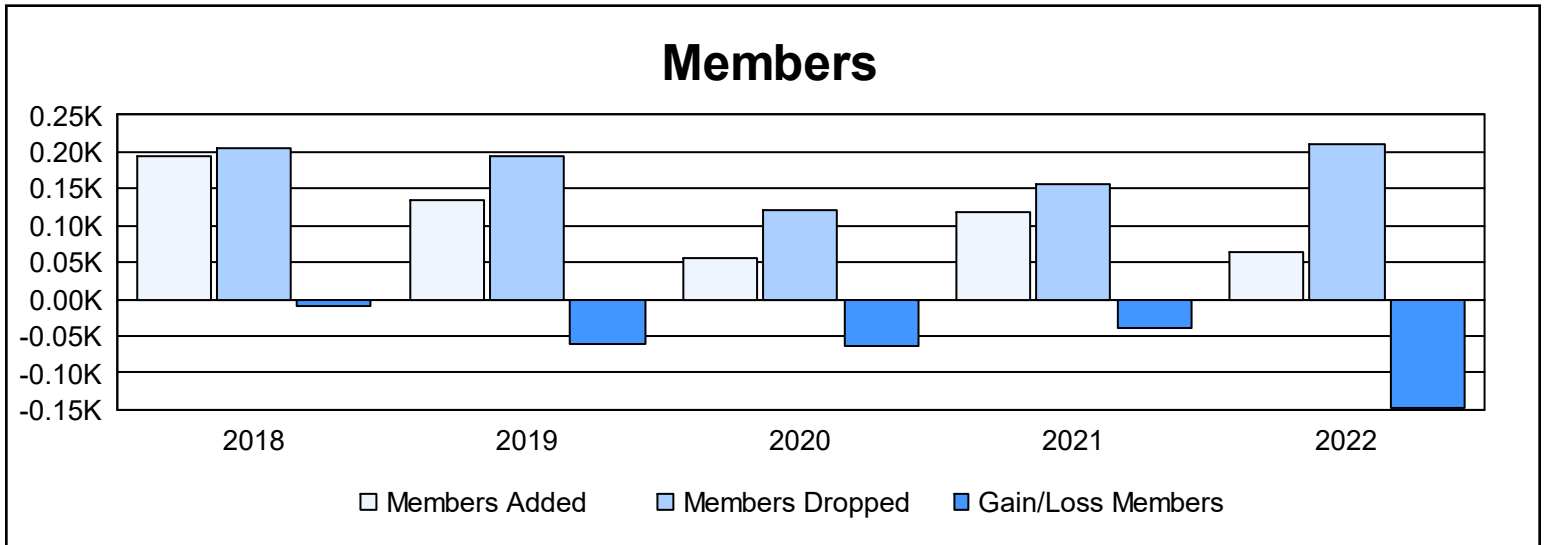
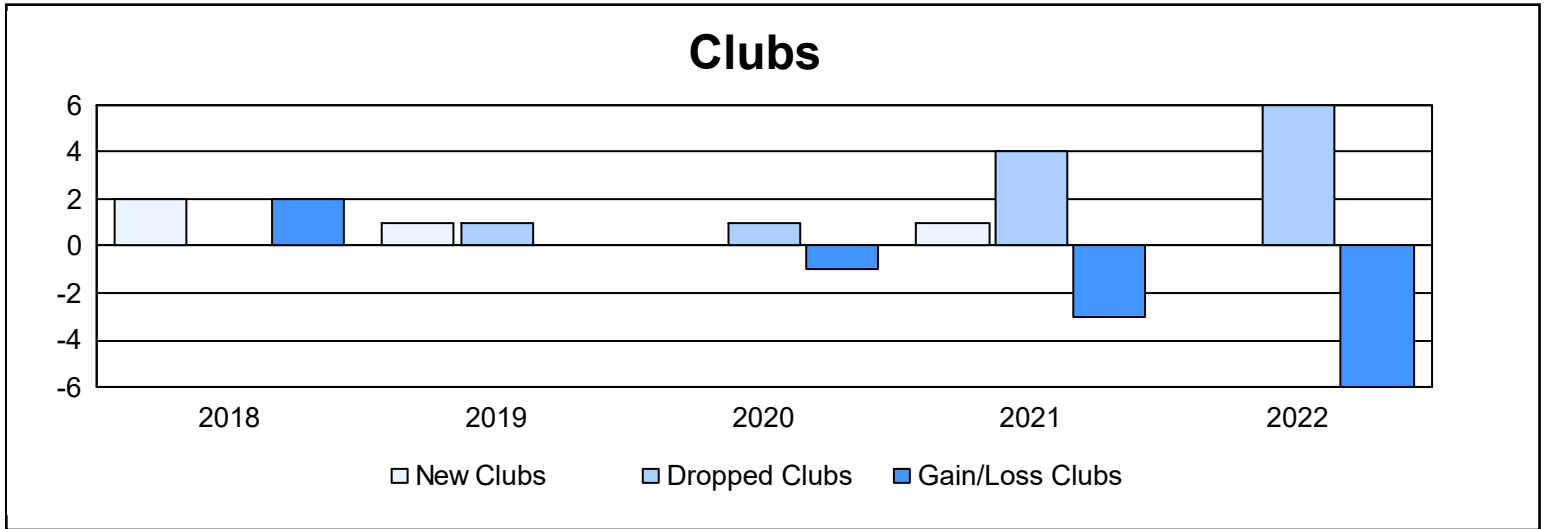
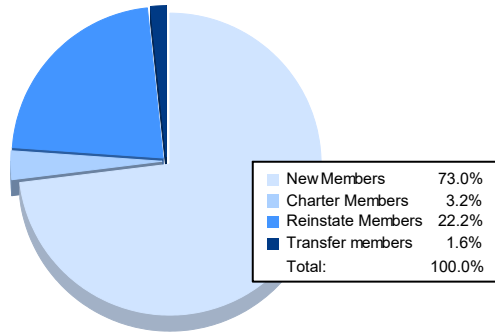


| Year           | New Clubs | Dropped Clubs | Gain/ Loss Clubs | New Members | Charter Members | Reinstate Members | Transfer Members | Total Member Added | Total Members Dropped | Gain/ Loss Members |
|----------------|-----------|---------------|------------------|-------------|-----------------|-------------------|------------------|--------------------|-----------------------|--------------------|
| 2017-2018      | 2         | 0             | 2                | 99          | 47              | 47                | 2                | 195                | 205                   | -10                |
| 2018-2019      | 1         | 1             | 0                | 79          | 25              | 15                | 16               | 135                | 195                   | -60                |
| 2019-2020      | 0         | 1             | -1               | 33          | 3               | 19                | 2                | 57                 | 120                   | -63                |
| 2020-2021      | 1         | 4             | -3               | 85          | 25              | 1                 | 6                | 117                | 155                   | -38                |
| 2021-2022      | 0         | 6             | -6               | 46          | 2               | 14                | 1                | 63                 | 211                   | -148               |
| <b>Average</b> | <b>1</b>  | <b>2</b>      | <b>-2</b>        | <b>68</b>   | <b>20</b>       | <b>19</b>         | <b>5</b>         | <b>113</b>         | <b>177</b>            | <b>-64</b>         |



### Membership Composition June 2022 Cumulative



### Gender Composition June 2022 Cumulative

